

Israel's Wanderings  
and Wonderings  
Exodus 35:10-36:1-38

# God Tells His People How to Build the Tabernacle

Bible Point

**God guides us...and gives us work to do.**

## Purpose

On the surface, a friendship with God may seem simply safe and serene. While it *is* peaceful and calm, we also become part of God's active and ambitious purpose. In fact, *we* have a critical role in those powerful plans!

As you lead kids, you're serving and sharing your gifts with God's family. This lesson is a great reminder of God's guidance and intentionality, *and* of the incredible things that can happen when God's family works *together!*



## Prayer

Mighty God, thank you for including us in your plans! Help me convey your purpose to the kids in this class. May they feel important and empowered by you. In Jesus' name I pray, amen.

## Prep

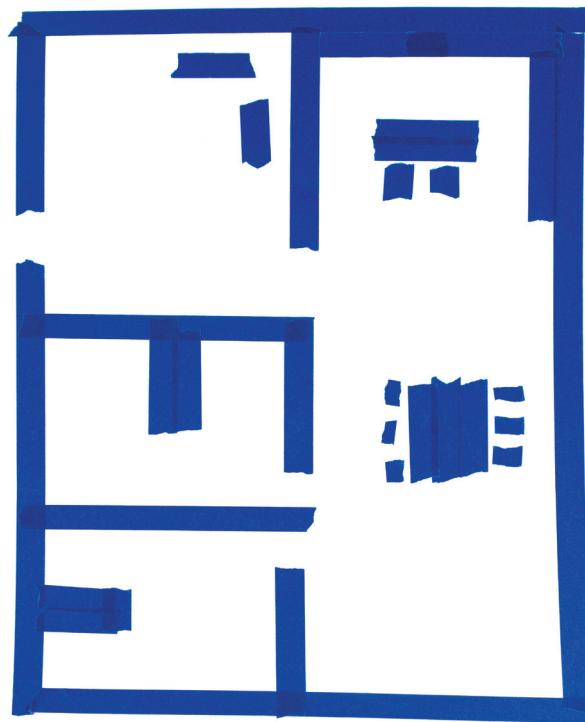
Opening Options	Sing & Play	Bible Discovery & Friendship Finale	Apply-It Options
<ul style="list-style-type: none"> <li><input type="checkbox"/> Option Cards*</li> <li><input type="checkbox"/> <i>Spoon Structures</i>: plastic spoons</li> <li><input type="checkbox"/> <i>Tape Scapes</i>: painter's tape</li> </ul>	<ul style="list-style-type: none"> <li><input type="checkbox"/> countdown video*</li> <li><input type="checkbox"/> <i>Music Video</i> DVD*</li> <li><input type="checkbox"/> <i>Buddy Video</i> DVD*</li> <li><input type="checkbox"/> Radar Bible Memory Buddy poster*</li> <li><input type="checkbox"/> media player</li> <li><input type="checkbox"/> Bible (bookmark Proverbs 3:5-6)</li> </ul>	<ul style="list-style-type: none"> <li><input type="checkbox"/> "God Tells His People How to Build the Tabernacle" Bible Story poster*</li> <li><input type="checkbox"/> Radar Bible Memory Buddy stickers* (1 per child)</li> <li><input type="checkbox"/> Take-It-Home Flyers* (Unit 1, Week 4) (1 per child)</li> <li><input type="checkbox"/> Bible (bookmark Exodus 35)</li> <li><input type="checkbox"/> box or bag, aluminum foil squares, yarn, plastic spoons, paper, and markers (1 set per Crew)</li> <li><input type="checkbox"/> paper, pen, and tape</li> </ul>	<ul style="list-style-type: none"> <li><input type="checkbox"/> <i>Explore More</i>: Bibles</li> <li><input type="checkbox"/> <i>Game</i>: slips of paper (2 per child), pens or pencils (1 per child), container to hold paper slips (1 per Crew)</li> </ul>

\* in your **Simply Loved Kit**



# Opening Options

Set up one—or both—of these intro activities to start your time together. Each activity connects kids to the Bible Point and to each other. Cut apart these Option Cards, and place one by each activity you choose. Crew Guides will follow the directions and build friendships with kids as they make discoveries together!



## Spoon Structures

**Supplies:** plastic spoons

See how tall a tower you can build with plastic spoons, but *not* by nesting them.

**In today's Bible story, God's people built something that was planned and designed by God.**

**?** What things do *you* like to build or create? Tell me about some of your creations.

**God had his people follow a very special, specific plan for his building. God doesn't just make plans for buildings; God has plans for us, too, and **God guides us.****

## Tape Scapes

**Supplies:** painter's tape

Use painter's tape on the floor to create a blueprint for your dream house.

**?** What would you include in your dream house? Why?

**In today's Bible story, God gave his people designs for a house—a house for God! God's house had a lot of special, beautiful things in it. God guided his people to make the house just right, and **God guides us, too.****

# Opening

Now's a great time for Opening Options. Choose one—or both—to introduce today's Bible discoveries.



countdown video (1 minute)

Help kids transition, clean up the activities, and sit with Connect Crews. A Connect Crew is a small group of kids with one Crew Guide.

## Sing & Play

Hello, friends! Welcome! I'm so thankful you're here. In fact, since I'm so grateful, let's start with a song about thankfulness.



"Thankful" music video

### Bible Point

I can't wait to discover more about how **God guides us**. That's our Bible Point today, so every time you hear someone say the words "**God guides us**," I want you to respond in a certain way. Do what I do!

- Point up and say, "Follow God!"
- Repeat several times.

Repetition cements learning, so be sure to say today's Bible Point A LOT. Have fun with it! Kids will love listening for it and responding with "Follow God!"

**God guides us**, (*Follow God!*) and we can trust that God's ways are always best! *Jehovah* is another name for God. Let's sing and ask our trustworthy God to guide us.



"Guide Me, O Thou Great Jehovah" music video

### Supplies

- Bible
- media player
- *Music Video* DVD
  - "Thankful" music video
  - "Guide Me, O Thou Great Jehovah" music video
  - "Never Let Go of Me" music video
- *Buddy Video* DVD
  - Radar Bible Memory Buddy video (Week 4)
- Radar Bible Memory Buddy poster



## Bible Memory Buddy & Verse

Let's check in with our Bible Memory Buddy. It's Radar the brilliant bat! I wonder if you've learned all there is to know about bats. Let's find out with a This-or-That Challenge! You'll hear two fun facts about bats. It's up to you to decide which is true—this fact or that!



### ? Do bats like to live alone or in groups?

- Demonstrate how to link thumbs and wiggle fingers (palms toward your face). Explain that kids will do this action to vote for *this* (bats live alone) or make squeaky bat sounds to vote for *that* (bats live in groups).
- Make a drumroll sound by patting your thighs or the floor.
- Dramatically give the answer: **Bats live in huge groups called colonies!**
- Watch the Bible Memory Buddy video.



Radar Bible Memory Buddy video (Week 4)



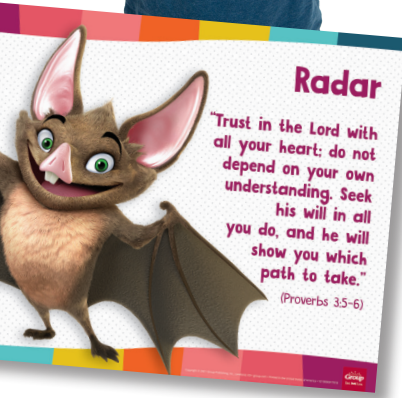
Show the Bible. Radar helps us remember our Bible Memory Verse. The Bible is God's true story of love. The word *bible* means "book," and this is God's special book. Our Bible Memory Verse is Proverbs 3:5-6. Let's say the verse together. I'll say a line, and then you repeat after me.

"Trust in the Lord with all your heart; *(hold hands over heart)*  
do not depend on your own understanding. *(point at head)*  
Seek his will in all you do, *(point up)*  
and he will show you which path to take." *(move both arms forward and out)*  
(Proverbs 3:5-6)

The words in the Bible are just one way that **God guides us.** *(Follow God!)* God gives us good directions and never lets go of us. He's with us to help us know what to do every single day. Let's sing and celebrate that!



"Never Let Go of Me" music video



# Bible Discovery

## Circle Up & Connect

Let's circle up and spend a little time simply getting to know each other in smaller groups called **Connect Crews**.

- Arrange kids into Connect Crews with one helper—or Crew Guide—per group.
- Invite kids to sit in knee-to-knee circles with their Connect Crews.
- Have kids give their Crew Guides and each other high-fives, using the back of their hands.
- Have kids take turns saying their names and answering this question. Crew Guides go first. Crew Guides can answer the question, "When you were a kid, what did you want to be when you grew up?"

**?** What do you want to be when you grow up? Why?

## The Heart of the Matter

Sometimes the things you learn and practice *now* lead you toward what you'll do when you grow up. We've all got some pretty cool and special skills! Let me show you something I'm good at, and you see if you can guess it.

Act out something you're good at, such as riding a bike, gardening, or cooking. Continue for about 30 seconds, or until kids guess correctly. Then share a little about why you like doing that thing or who taught you to do it.

Now we'll have a **Connect Crew Show-and-Tell**. Crew Guides, you'll go first. Act out something you're good at, and give your Crew friends about 30 seconds to guess what it is. Then tell a little about your skill or how you learned to do it.

Give a few minutes for Connect Crews to have their Show-and-Tell.

**?** What cool skills did you discover?

**?** How did it feel to get to share something you're good at?



## Supplies

- Bible
- "God Tells His People How to Build the Tabernacle" Bible Story poster
- box or bag for holding supplies
- paper
- pen
- tape
- aluminum foil squares
- plastic spoons
- yarn
- markers

We call helpers **Crew Guides**. If you lead a small class, you can be the Crew Guide. Simply circle up with the kids. If you have helpers, form smaller groups so each child can be known—and so kids can befriend your helpers, too!

Welcome a few responses. Be sure to summarize what kids say so everyone can hear.

No matter what talent or skill you shared, it was given to you by God. And **God guides us today**, (*Follow God!*) helping us use those skills to do his work!

In today's Bible story, God wanted a special place where he could meet with his people, the Israelites. He guided them, asking each person to share his or her skills to make that awesome place! Let's see what happened.

## Experience the Bible Story

Set out a box or bag containing aluminum foil, yarn, plastic spoons, paper, and markers. They don't need to be sorted or divided.

**God's people had been stuck in Egypt until God rescued them and set them free. That meant they got to leave Egypt, taking all their stuff with them.**

Motion to the box of supplies.

**Here's the stuff we need to take. Send up someone from your Connect Crew to get some jewelry** (hold up the foil), **some wool** (hold up the yarn), **wood** (plastic spoons), **and some other things that belong to you** (hold up a piece of paper and some markers).

Let someone from each Connect Crew come and gather supplies for their "tribe."

**God freed the Israelites, but they still didn't have a homeland. That meant they had to carry their stuff as they wandered the desert...for 40 years! Let's grab our stuff and wander a bit.**

Have each Crew member hold some of the Crew's supplies as you lead kids around the room. Gather in one corner for a few seconds, then say, "Nope, can't stay here" or "This is a little close to that enemy army," and move along. After a couple of minutes, have Crews sit down.

**God guided the Israelites, just as **God guides us today**.** (*Follow God!*) **But God wanted a special place where his people could worship him. So God told the Israelites to make something called a tabernacle.**

The word *tabernacle* means "to dwell." This was sort of where God would live among his people. Wow! If it's God's house, it's going to be awesome. God guided his people, giving them directions for building his house. Let's see how God got started.



Read aloud Exodus 35:5-9.

**First, God took a huge offering—and the Israelites brought and made plenty! Anyone who had jewelry donated it. Use your foil to make some rings or necklaces or other fancy stuff.** Allow about a minute for kids to make "jewelry."



Read aloud Exodus 35:22.

Have kids bring their “jewelry” to make a pile in the center of the room.

**Let’s see what else the people brought.**



Read aloud Exodus 35:23.

Have kids color a few sheets of paper brown to be “leather” and bring it forward, along with the yarn and plastic spoon “wood.”



Read aloud Exodus 35:25.

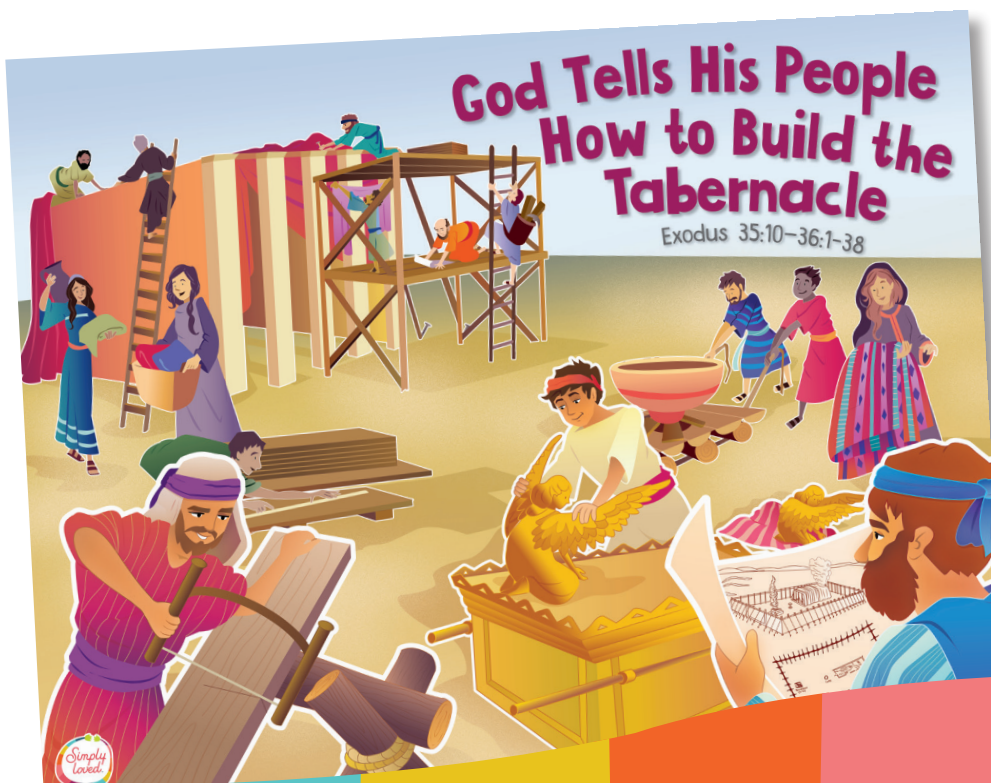
Have kids color some of the paper blue, purple, and red, then add it to the pile.

**Wow, you’ve been working hard. But we’re just getting started. Once all the supplies were there, God put two people in charge. Choose two people, and invite them to stand with you. God knew they had just the right skills to carry out God’s plan. Plus, these leaders knew other people’s skills, so everyone had an important job!**

Bring out tape, and let your two “leaders” guide everyone in making a small tent-like structure with the items. Assist them as needed. Refer them to the Bible Story poster to give them an idea of what they’re making. (It’s okay if *your* tabernacle doesn’t look exactly like the one in the picture!)

Your two “leaders” could assign tasks such as

- making the wooden frame with spoons,
- finishing coloring the paper,
- reshaping the foil to make little bowls to go outside the Tabernacle, and
- taping the colored paper “leather” together so it can cover the structure.



Allow five to 10 minutes for kids to build.

When finished, thank everyone for their hard work. Have Connect Crews gather in knee-to-knee circles so Crews can talk.

**? How do you think the Israelites felt about working so hard on the Tabernacle? Why?**

- Give Crews several minutes to discuss.

**The Israelites gave all they had for God's home. They gave jewelry, leather, and wool that they'd brought from Egypt. But they also used their skills in building, sewing, and carving.**

Have Crews talk about this question.

**? Sometimes we think of God's work as being only for grown-ups like pastors or missionaries. What work might God want *you* to do for him—even as a kid?**

**God has given each person special gifts, abilities, and talents—things you're good at! **God guides us** (*Follow God!*) and gives us work to do. You can trust that God will guide *you* to use your skills to do big things for him!**

Now's a great time for Apply-It Options! Choose one—or both—of the following reinforcement activities to support today's Bible discoveries before the Friendship Finale.





# Apply-It Options

Choose one—or both—of these activities to support kids' learning after Bible Discovery.

## Explore More

**Supplies:** Bibles

**The Tabernacle, and later the Temple, was God's dwelling place back in Bible times. But now, because of Jesus, we can be a dwelling place for God.**



Distribute Bibles, and help kids find and read 1 Corinthians 6:19 together. Briefly explain that the Holy Spirit is God.

- ❓ **How does it feel to imagine God living inside of you?**
- ❓ **What keeps you from feeling like a temple for God?**

**Sometimes you may not feel very special or important, but our bodies are made by God, and his Holy Spirit lives in us! And just as God had his people make a beautiful Tabernacle, God has created an incredible temple in you. I'll show you some cool things about our "temples."**

- **Your hearts will beat more than 3 billion times during your lives!** Lead jumping jacks, then have everyone feel their heartbeat.
- Have everyone flex their biceps or triceps and ask them to guess which muscle in their bodies is the strongest. **Your jaw muscle is one of the strongest, since it can exert more pressure than other muscles.**
- **Humans blink about 20 times a minute!** Form pairs, and let partners have a staring contest, seeing who can stare the longest without blinking.

**You're a dwelling place for God's Holy Spirit! And as we grow, God guides us, (Follow God!) showing us how we can use these incredible temples to do his amazing work.**



## Game

**Supplies:** slips of paper (2 per person), pens or pencils (1 per person), container to hold papers (1 per Crew)

- Hand each person two slips of paper and a pen or pencil. Kids will write an animal on one slip of paper and a mode of transportation (such as car, train, airplane, or boat) on the second slip.
- Have each Connect Crew put their papers in a bag, then trade bags with another Crew. If you have only one Crew, skip this step.
- Kids take turns drawing out a slip of paper and silently reading the word on it.
- They'll silently act out the word, with the goal of getting all their Crew members to guess the word and act it out, too.
- After each person has had at least one turn, or after about five minutes, call time.
- ❓ **How did you guide your Crew to do the right actions?**
- ❓ **How does God guide you and me today?**

**In our Bible story, God told his people exactly what to do. Each person had an important job in making the Tabernacle. Today, God guides us (Follow God!) with the Bible, through his Holy Spirit speaking to our hearts, and by putting other Christians in our lives to help us. God has given you all you need to do his work. All you have to do is listen for his guidance.**



## Supplies

- Radar Bible Memory Buddy stickers (1 per child)
- Take-It-Home Flyers (Unit 1, Week 4) (1 per child)

# Friendship Finale

Have kids sit in knee-to-knee circles with their Connect Crews.



Saying each child's name in a loving way helps kids simply experience God's love through you!

**Radar, our Bible Memory Buddy friend, can help us remember that God guides us.** (Follow God!) You'll each receive a Radar sticker to help you remember to follow God this week. You can wear it now or take it home with you. Crew Guides will give each person a sticker like this.

- Ask a willing child to help you demonstrate the following actions.
- Have the child gently hammer his or her fists together to represent the Israelites building the Tabernacle. When the child's fists are apart, quickly place the Radar sticker on top of the bottom fist, so the other fist presses on it when the child keeps "hammering."
- As they give each child a Bible Memory Buddy sticker in the same way, Crew Guides say, "[Child's name], **God guides you** to do important work for him!"
- Crew Guides give thumbs-up when everyone has received a sticker.

**God has big, important work for you to do. But you don't have to do it alone! God guides you (Follow God!) to do his work, and he'll always give you exactly the skills, abilities, and opportunities to serve him. When Jesus lived on earth, he gave his friends important work to do, too. And he promised to be with them and send the Holy Spirit to help them.**

**I'd like to read you something about our friend Jesus. As you listen, turn away from your Crew members. Pause as kids move. Now imagine our friend Jesus is behind you. Pause. Close your eyes, and listen as I read about Jesus, then turn around to join your Crew members again to show that Jesus loves everyone.**

- Read the first section of the Unit 1, Week 4 Take-It-Home Flyer.
- **Now I'll give you one of these flyers to help you talk about Jesus' love in your Connect Crews and at home, too.**
- Distribute Take-It-Home Flyers to Crew Guides, and have them share about their own friendship with Jesus as they discuss the "Talk Starter" question and then invite kids to share.
- Kids share prayer requests—things they'd like to tell Jesus—in their Connect Crews.
- Connect Crews pray together.
- Crew Guides distribute Take-It-Home Flyers and follow the directions to help kids fold the paper to "fly" home. 🦋

