

Caleb Trusts God Will Help

Bible Point

God helps us be brave...when we go against the crowd.

Purpose

Look up “how to be brave,” and you’ll be presented with an untold number of self-help strategies. Face your fear. Relax your body. Set boundaries. And many more. But as Christians, we know that the way to face any situation is to turn to God and accept his help. So simple to say. So hard to do.

Like 10 of the scouts in today’s Bible passage, it doesn’t take much to turn us into fearful naysayers. But Caleb and Joshua had a different focus, and that made all the difference. Their focus was God. And *not only* was their focus on God, but it was also on the practicalities of their faith. “God was with us in the past, so he’ll be with us now. God said he’ll give us the Promised Land, so he will.”

Use today’s Bible story to help kids focus on God, not on their fears. Show them by your words and personal interactions that God is faithful and he does what he says he’ll do. You have the amazing chance to help kids trust God. So don’t be afraid. Be brave. God has prepared you for this time with these kids!



Prayer

Faithful God, thank you for never letting us down. Thank you for always being true and trustworthy. Please help me show kids that above all, they can trust you! Instill in them a sense of bravery based entirely on your strength and your truth. In Jesus’ name I pray, amen.


Prep

Opening Options	Sing & Play	Bible Discovery & Friendship Finale	Apply-It Options
<ul style="list-style-type: none"> <input type="checkbox"/> Option Cards* <input type="checkbox"/> <i>I Spy Straws</i>: water, clear cups, straws, wax paper, permanent markers <input type="checkbox"/> <i>Bead Befuddler</i>: pony beads, chenille wires 	<ul style="list-style-type: none"> <input type="checkbox"/> countdown video* <input type="checkbox"/> <i>Music Video</i> DVD* <input type="checkbox"/> <i>Buddy Video</i> DVD* <input type="checkbox"/> Rockette Bible Memory Buddy poster* <input type="checkbox"/> media player <input type="checkbox"/> Bible (bookmark Joshua 1:9) 	<ul style="list-style-type: none"> <input type="checkbox"/> “Caleb Trusts God Will Help” Bible Story poster* <input type="checkbox"/> Rockette Bible Memory Buddy stickers* (1 per child) <input type="checkbox"/> Take-It-Home Flyers* (Unit 2, Week 1) (1 per child) <input type="checkbox"/> Bible (bookmark Numbers 13:19-20, 27, 31-33) 	<ul style="list-style-type: none"> <input type="checkbox"/> <i>Explore More</i>: Bibles, paper <input type="checkbox"/> <i>Game</i>: cups (several for every 2 Crews)

* in your **Simply Loved Kit** 

Opening Options

Set up one—or both—of these intro activities to start your time together. Each activity connects kids to the Bible Point and to each other. Cut apart these Option Cards, and place one by each activity you choose. Crew Guides will follow the directions and build friendships with kids as they make discoveries together!



I Spy Straws

Supplies: water, clear cups, straws, wax paper, permanent markers

Fill a clear cup with water, put it on a piece of wax paper, and place a straw inside. Move the straw around—up, down, slanted, farther away, and closer—taking note of how it appears to bend or break in the water. Does the straw always look the same? Take notes on the wax paper as you observe, and keep track of what you see.

The straw looked slightly different depending on how you looked at it. In today's Bible story, 12 people went to a new land. They all looked at the same places, but they saw things differently.

? What's the farthest new place you've ever traveled to? Who went with you?

The leader of God's people sent 12 spies into a new land to secretly scout around. It was a scary assignment, but at least some of them discovered that **God helps us be brave.**

Bead Befuddler

Supplies: pony beads, chenille wires

With a partner, make a grid of about four to six different-colored pony beads. Let your partner look at the grid for 20 seconds, then cover it up. See if your partner can copy your beads exactly. Then switch roles. Add more beads each round.

? What's the hardest thing for you to remember?

In today's Bible story, 12 spies were sent into a scary foreign land. They had to try to remember everything they saw. Even though it was a scary situation, at least a couple of the spies knew that **God helps us be brave.**

Opening

Now's a great time for Opening Options! Choose one—or both—to introduce today's Bible discoveries.



countdown video (1 minute)

Help kids transition, clean up the activities, and sit with Connect Crews. A Connect Crew is a small group of kids with one Crew Guide.

Sing & Play

Hello, friends! I'm thankful you're here! Welcome! I hope you're ready to sing. Don't worry about your voice—be brave and sing out loud!



"Thankful" music video

Bible Point

I can't wait to discover more about how **God helps us be brave**. That's our Bible Point today, so every time you hear someone say the words "**God helps us be brave**," I want you to respond in a certain way. Do what I do!

- Place hands on hips like a superhero and say, "We're brave!"
- Repeat several times.

Repetition cements learning, so be sure to say today's Bible Point A LOT. Have fun with it! Kids will love listening for it and responding with "We're brave!"

God helps us be brave. (*We're brave!*) We can trust that God's ways are always best! Let's sing and praise our trustworthy God.



"Never Let Go of Me" music video

Supplies

- Bible
- media player
- *Music Video* DVD
 - "Thankful" music video
 - "Never Let Go of Me" music video
 - "No Matter What I'm Facing" music video
- *Buddy Video* DVD
 - Rockette Bible Memory Buddy video (Week 1)
- Rockette Bible Memory Buddy poster



We're brave!

Bible Memory Buddy & Verse

Let's check in with our Bible Memory Buddy. It's Rockette the flying squirrel! Show the Bible Memory Buddy poster. I wonder how much you know about flying squirrels like Rockette. Let's find out with a This-or-That Challenge! You'll hear two fun facts about flying squirrels. It's up to you to decide which is true—this fact or that!



- ❓ **Do flying squirrels have big ears, or do they have big eyes?**
 - Demonstrate how to cup your hands behind your ears. Explain that kids will do this action to vote for *this* (flying squirrels have big ears) or make “binoculars” with their hands to vote for *that* (flying squirrels have big eyes).
 - Make a drumroll sound by patting your thighs or the floor.
 - Dramatically give the answer: **Flying squirrels have big eyes!**
 - Watch today's Bible Memory Buddy video about Rockette.



Rockette Bible Memory Buddy video (Week 1)



Show the Bible. **The Bible is God's true story of love! The Bible was written by people who wrote just what God wanted them to say. Our Bible Memory Verse is Joshua 1:9. Let's say the verse together. I'll say a line, and then you repeat after me.**

“Be strong and courageous! *(make muscles)*
Do not be afraid or discouraged. *(shake head “no”)*
For the Lord your God is with you wherever you go.” *(hug self)*
(Joshua 1:9)

The words in the Bible can help us remember that **God helps us be brave.** *(We're brave!)* **God is with us in every single situation we face. Let's sing and celebrate that!**



“No Matter What I'm Facing” music video

Bible Discovery

Circle Up & Connect

Let's circle up and spend a little time simply getting to know each other in smaller groups called **Connect Crews**.

- Arrange kids into Connect Crews with one helper—or Crew Guide—per group.
 - Invite kids to sit in knee-to-knee circles with their Connect Crews.
 - Have kids give their Crew Guides and each other low-fives.
 - Have kids take turns saying their names and answering this question. Crew Guides go first.
- ❓ **Which superhero do you think is the bravest? Why?**

Experience the Bible Story

Today's Bible story is an exciting one, and I'll need your help to tell it. Okay? Okay!

So I'm guessing you all know what giving a thumbs-up sign looks like. Show me a thumbs-up! Pause. Great. Now show me a thumbs-down. Pause. Great again.

In our story today, you'll give a thumbs-up or thumbs-down to a question I ask. If you give a thumbs-up, you'll also yell "Yes!" If you give a thumbs-down, you'll yell, "No way!" Let's practice. Practice several times with questions like "Did you brush your teeth today?" or "Do you like pizza?"

Now it's time for our story. God's people, the Israelites, are right at the edge of the land God promised them when they left Egypt years before. Their leader, a guy named Moses, wants to know what's waiting for them in this new land. God told Moses to send 12 spies into the land to check out the place before they go in.

Hmm. Sending spies to check things out: Do you think that's a good idea? Thumbs-up or thumbs-down? Pause. What about the number of spies? Is 12 enough? too many? What do you think about 12 spies? Thumbs-up or thumbs-down? Pause.

Well, it's God's idea, and he hasn't failed us yet, so we're going with it. And Moses agrees. Let's see what Moses says to the spies.



Read aloud Numbers 13:19-20.

Supplies

- Bible
- "Caleb Trusts God Will Help" Bible Story poster

We call helpers Crew Guides. If you lead a small class, you can be the Crew Guide. Simply circle up with the kids. If you have helpers, form smaller groups so each child can be known—and so kids can befriend your helpers, too!

Moses wants the spies to bring back a lot of information! Is getting all that info a thumbs-up or thumbs-down? Pause.

So the spies get ready to sneak in to explore.

But...well...you all don't really *look* like spies to me. I'd better see about this. When I count to three, move across the room to that wall. Motion to a wall. I want to see your best sneaky spy way of moving. One, two, three! Pause as Crews sneak to the wall.

Hmm. I'm still not sure. When I count to three again, move back to where you were. And this time I want to see some *real* sneaking and spying! Ready? One, two, three! Pause.

Okay, that was a little better. I think you'll be okay.

The spies sneaked into the new land and were gone for quite a while. One week passed. Two weeks, and still they weren't back. Three weeks! How many of you think the spies aren't coming back? Thumbs-up if you think they're okay and will be back. Thumbs-down if you think they're goners. Let's vote! Pause.

The spies were gone for a long time. Forty days! But they did come back. Whew! Glad to hear they're all okay. After all that time, they came back with good news and bad news. Let's hear the good news first. Give me a thumbs-up! Pause.

Let's listen to the spies' good news.



Read aloud Numbers 13:27.

Yay! The crops are fantastic. Grapes as big as balloons and figs and pomegranates. This one bunch of grapes was so big that it took two people to carry it! That soil must be amazing. No doubt about it—it's a land flowing with milk and honey. Sounds like a great place! One of the spies, Caleb, said, "Let's go at once to take the land. We can certainly conquer it!"

What do you think? Should God's people move on in? Is that a thumbs-up or a thumbs-down? Pause.

The spies' news sounded pretty good. Just look! Show the Bible Story poster. But that wasn't the whole report. Let's listen in for more spy news.




Read aloud Numbers 13:31-33.

Oh no! A *lot* of people already live there in walled cities. And the grapes aren't the only big things growing in this new land—there are *giants* living there.

Crew Guides, stand up. You'll be the giants. Pause. Everyone else, get on your knees and crawl around this area while the "giants" roam the land. Pause as kids crawl and Crew Guides walk among them.

Yikes, those giants look really big compared to you guys. I guess that's why one of the spies said, "We felt as small as grasshoppers! That's how we must have looked to them!"



Okay, grasshopper spies, please move back to your Crews. Giants—I mean Crew Guides—you can sit back down, too.

I'm thinking that the people who live in this new land won't be thrilled to have a whole bunch of Israelites show up, ready to take over! Given the giants and all, *now* what do you think about moving in? Thumbs-up or thumbs-down? Pause.

Ten of the spies thought it was a bad idea to try to take over the land. They said, "We can't go up against them! They're stronger than we are!" The rest of the Israelites sided with the 10 spies. They were afraid and didn't trust God. Show me a big-time, two-fisted thumbs-down! Pause.

But two of the spies—Caleb and Joshua—didn't think that way. Despite what everyone else said, they believed that since God had promised the land to his people, he'd help them take over—no matter what. That's a huge thumbs-up! Show me a double thumbs-up, people! Pause.

You know, what the spies reported was true. There *were* lots of tribes living in the land. There *were* strong, walled cities. There *were* large people and strong warriors. But God had promised the land to his people, so the real question the Israelites had to answer was this: Do we trust God to be faithful and keep his promise to us?

Turns out the Israelites didn't choose to trust God. They ignored Caleb and Joshua. And God wasn't too happy. In fact, God said that of that current generation, only Caleb and Joshua would be allowed to enter the Promised Land. Everyone else who was at least 20 years old would end up dying before God's people were allowed in. And in the meantime, the people would have to go back and wander in the wilderness for 40 years! That's one year for every day the spies had been gone exploring.

And that's where we leave the story, with the Israelites heading back to the wilderness and having to wait to enter the Promised Land.

I want to hear what you think about this story. Circle up with your Crews, and let's talk about it.

The Heart of the Matter

In your Crews, talk about this.

- 🔍 **Tell about a time it was hard for you to trust God.** Start by giving an example from when you were a kid. Maybe your family had to move and you were scared to go to a new school. Then invite Crews to talk together.
- Crew Guides give thumbs-up when everyone has shared.

God helps us be brave. *(We're brave!)* Just like Caleb and Joshua, we can go against the crowd and be brave because God is with us. I'm not saying going against the crowd is always easy; in fact, it can kind of feel like this.

Have half of the group stand on one side of the room and half on the other side. **Have you ever been in a crowd of people all walking in one direction but you're trying to walk in the other direction? Let's see what that's like.**

Designate a narrow pathway across the room. Kids will try to walk to the opposite side of the room without touching anyone walking in the opposite direction.

- 🔍 **What was it like trying to get across the room in this activity?** Take a few answers from the whole group.
- 🔍 **How is that like going against the crowd in real life?** Invite a few responses again.

It's not always easy to go against the crowd. It can feel uncomfortable and even scary sometimes. But **God helps us be brave.** *(We're brave!)* Caleb and Joshua trusted God. They remembered times God had helped them in the past, and they knew God would be with them in the future.

The next time you need to be brave and go against the crowd, remember Caleb and Joshua. And remember that God is always with you!

Welcome a few responses. Be sure to summarize what kids say so everyone can hear.


Now's a great time for Apply-It Options! Choose one—or both—of the following reinforcement activities to support today's Bible discoveries before the Friendship Finale.

Apply-It Options

Choose one—or both—of these activities to support kids' learning after Bible Discovery.

Explore More

Supplies: Bibles, paper

 Distribute Bibles, and help kids find and read Proverbs 3:5-6 together.

? What keeps you from trusting God sometimes?

Briefly share your own thoughts, then let kids share.

God helps us be brave. *(We're brave!)* **We don't have to rely on our own understanding. We can choose to trust God instead. This fun experiment will help us remember to focus on God instead of fear.**

- Give each person a sheet of paper.
- Roll the paper into a tube.
- Put the tube to one eye and look through it.
- Hold your other hand in front of your other eye so it's against the tube about halfway down.
- Look into the distance with both eyes, and don't focus on your hand.
- Keep looking for about 10 seconds.
- A hole will seem to appear in your hand.

One of your eyes sees a hole, and the other sees a hand. Your eyes and brain add the two images together, creating a what looks like a hand with a hole in it! But there really isn't a hole in your hand. It's not true.

When we focus on fear instead of God, we don't get an accurate picture of the situation. Instead, though, we can focus on the truth that God is with us and will help us. God helps us be brave. *(We're brave!)*



Game

Supplies: cups (several for every 2 Crews)

- Give one Crew several cups.
 - Have members of that Crew stand in a small circle around the cups to guard them.
 - Have another Crew surround the first Crew.
 - Kids in the outer Crew will try to grab the cups, while kids in the inner Crew will try to defend the cups without using their hands or arms.
- ? How did it feel to try to defend your cups?**
- ? What was it like to try to grab them away from the other Crew?**

In our Bible story, most of the Israelites were too scared to take over the land God had promised them. They were afraid of the strong people who would try to defend the land. But Caleb and Joshua weren't afraid of going against the crowd. They knew that God helps us be brave. *(We're brave!)*



Supplies

- Rockette Bible Memory Buddy stickers (1 per child)
- Take-It-Home Flyers (Unit 2, Week 1) (1 per child)

Friendship Finale



Have kids sit in knee-to-knee circles with their Connect Crews.

Rockette, our Bible Memory Buddy, can help us remember **God helps us be brave. (We're brave!) You'll each receive a Rockette sticker to help you remember to trust and follow God this week. You can wear it now or take it home. Crew Guides will give each person a sticker like this.**

- Ask a willing child to help you demonstrate the following actions.
- Crew Guides will toss a sticker in the air like it's a flying squirrel, and the child will catch it or pick it up.
- As they give each child a Bible Memory Buddy sticker in the same way, Crew Guides say, "[Child's name], **God helps you be brave!**"
- Crew Guides give thumbs-up when everyone has received a sticker.

God is always with you and will always help you, even when you face a scary situation. No matter what, we're never alone because **God helps us be brave. (We're brave!) God loves us so much that he sent his Son, Jesus, to be with us always.**

I'd like to read you something about our friend Jesus. As you listen, put your hands on your hips like a brave superhero. Pause. Now imagine your friend Jesus is right beside you. Pause. Close your eyes and listen as I read about Jesus.

- Read the first section of the Unit 2, Week 1 Take-It-Home Flyer.
- **Now I'll give you one of these flyers to help you talk about Jesus' love in your Crews *and* at home, too.**
- Distribute Take-It-Home Flyers to Crew Guides, and have them share about their own friendship with Jesus as they discuss the "Talk Starter" question and then invite kids to share.
- Kids share prayer requests—things they'd like to tell Jesus—in their Connect Crews.
- Connect Crews pray together.
- Crew Guides distribute Take-It-Home Flyers and follow the directions to help kids fold the paper to "fly" home. 🌈

Saying each child's name in a loving way helps kids simply experience God's love through you!

